


DRILLTEQ D-510

Complete processing in the edge area.

The clever combination of drilling, doweling and routing.





Complete processing in the edge area

Whether as individual machine or complementary product in connection with a CNC processing center – the DRILLTEQ D-510 allows complete and precise processing in the edge area by the clever combination of drilling, doweling and routing.

YOUR SOLUTION


[MORE: HOMAG.COM](https://www.homag.com)




DRILLTEQ D-510

CONTENTS

- 04 Highlights
- 06 Configurations
- 08 Drilling | Routing
- 09 Dowel insertion
- 10 Stops and workpiece handling
- 11 intelliGuide Classic
- 12 Application examples
- 14 Apps and digital assistants
- 16 Hardware – Software
- 17 Everything at a glance
- 18 Special configuration
- 22 Life Cycle Services
- 23 Technical data



The highlights at a glance



Space-saving

- Sliding door allows easy access for maintenance or cleaning



Solid & sturdy

- Stable frame construction for highest quality demands





Precise

- Closed linear guides and gear racks in X for maximum precision during processing



DRILLTEQ D-510 with a working field of 1,250 mm



Practical

- Quick tool change at the front of the machine thanks to adjustable Makrolon panes

Intuitive

- Intuitive thanks to powerTouch2



DRILLTEQ D-510 with a working field of 2,500 mm

Configurations at a glance



1 Horizontal drilling


- For precise processing by using proven components from our industrial sector
- Up to 5 individually selectable drilling spindles with 32 mm pitch

2 Vertical drilling

- For precise processing by using proven components from our industrial sector
- Up to 5 individually selectable drilling spindles with 32 mm pitch
- Travel range in Y-direction: 0 – 50 mm (at drill diameter up to 20 mm)
- Through holes possible

3 Dowel insertion

- Glue injector with adjustable glue amount and glue flow control
- The installation can be used with pre-glued dowels and water
- 32 mm distance from the drilling spindle



4 Horizontal routing

- A provisioning stroke of up to 80 mm allows routing at depth (e.g. Tiomos H, Salice Air, lock case etc.)
- Powerful, robust and proven routing spindle with 3.6 kW routing capacity


5 Vertical routing

- A provisioning stroke of up to 50 mm allows routing operations into the front side of the workpiece (e.g. Clamex)
- Efficient, solid and proven routing spindles 3,6 kW routing capacity

6 Setting fixtures

- Installation space for individual solutions for setting fittings and hinges (e.g. sleeves, eccentrics, Cabineo etc.)

Drilling – Pure passion



Horizontal and vertical drilling

- 2 exchangeable wear strips in the machine table make through holes possible without damaging the machine table
- Proven technology that is also used in industrial lines
- Optionally 3 or 5 drilling spindles

Routing – Precise processing



Example equipment:

Clamex processing, horizontal and vertical




Example equipment:

Pocket routing and Clamex processing, horizontal

Horizontal and vertical routing

- Proven routing spindle with 3.6 kW routing capacity
- 24.000 min⁻¹
- Router change with SolidFix tool holder

Dowel insertion – Well joined



Doweling unit

- Precise insertion of dowels with or without glue
- Choose your solution from 15 dowel dimensions
- Up to 2 fixed units per machine




Vibrating conveyor

- For automatic and reliable feed of dowels with the following dimensions:
 - Ø 6 mm → L=30 mm, 35 mm, 40 mm
 - Ø 8 mm → L= 30 mm, 35 mm, 40 mm
 - Ø 10 mm → L= 30 mm, 35 mm, 40 mm, 50 mm, 60 mm
 - Ø 12 mm → L= 40 mm, 50 mm, 60 mm




Optional glue low pressure pump or glue high pressure pump

- Double membrane pump, low-noise level and compact
- Incl. sensor for monitoring the glue supply and evaluating the results
- Option: High pressure pump for processing with high viscosity glue



Cleaning device for glue injector


- For lasting quality without glue rests an automatic cleaning of the glue nozzle is carried out after adjustable intervals.



Glue collection tray

- The feeding device can be cleaned by air blowing. The collection tray is easily accessible and very low maintenance.

Stops and workpiece handling



1 Adjustable clamping cylinders


- Up to 8 adjustable clamping cylinders enable a secure and gentle fixing of the workpieces
- Simple adjustment via operating terminal

2 Lateral stops

- Left and right on the machine table


3 Center stop

- For the processing of up to 4 workpieces with one clamping



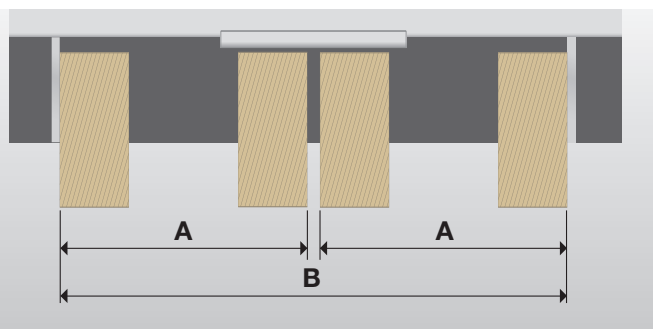
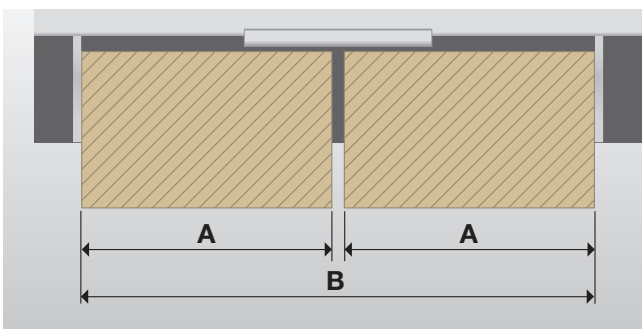
Manual adjustment of the stops

- Adjustable to 3.5 – 8 mm above table level



Automatic adjustment of the stops

- Adjustable to 3.5 – 8 mm above table level



Alternating field assignment | 4-fold workpiece processing

- Depending on the workpiece dimensions the DRILLTEQ D-510 machines can be fed with up to 4 workpieces
- For machine length 1,250 mm: **A:** 620 mm | **B:** 1,250 mm
- For machine length 2,500 mm: **A:** 1,240 mm | **B:** 2,500 mm



IntelliGuide Classic

OPTICAL LED ASSISTANCE SYSTEM to assist the machine operator in the processing of workpieces. The LED bar lights in the areas where the workpieces are to be positioned. The length of the illuminated areas corresponds to the length of the workpieces to be positioned. Once the positioning is correct, the color of the LED bar changes.


Your benefit

- Increased efficiency by faster operating procedures
- Error prevention by continuous visual control
- Improved ease of use





Application examples



- Rebate; e.g. for a back panel
- Planar drilling operations




- Continuous rebate
- Planar drilling operations for eccentric connecting fitting
- Classical dowel holes in the front
- Illustration shows the Minifix connector from Häfele



- Drilling processing to complement a nesting machine
- Illustration shows the Cabineo nesting connector from Lamello



- Continuous rebate
- Front side routing with T-slot routing cutter
- Illustration shows the removable Clamex P-connector from Lamello



- Planar routing for integrated and high-quality hinges or fittings
- Illustration shows the Tiomos H-hinge from GRASS



- Front side routing for integrated and high-quality hinges or fittings
- Planar routing with T-slot routing cutter
- Illustration shows the removable Clamex P-connector from Lamello and the Tiomos H-hinge from GRASS

Apps and digital assistants.

Quick and easy support in your machine environment.

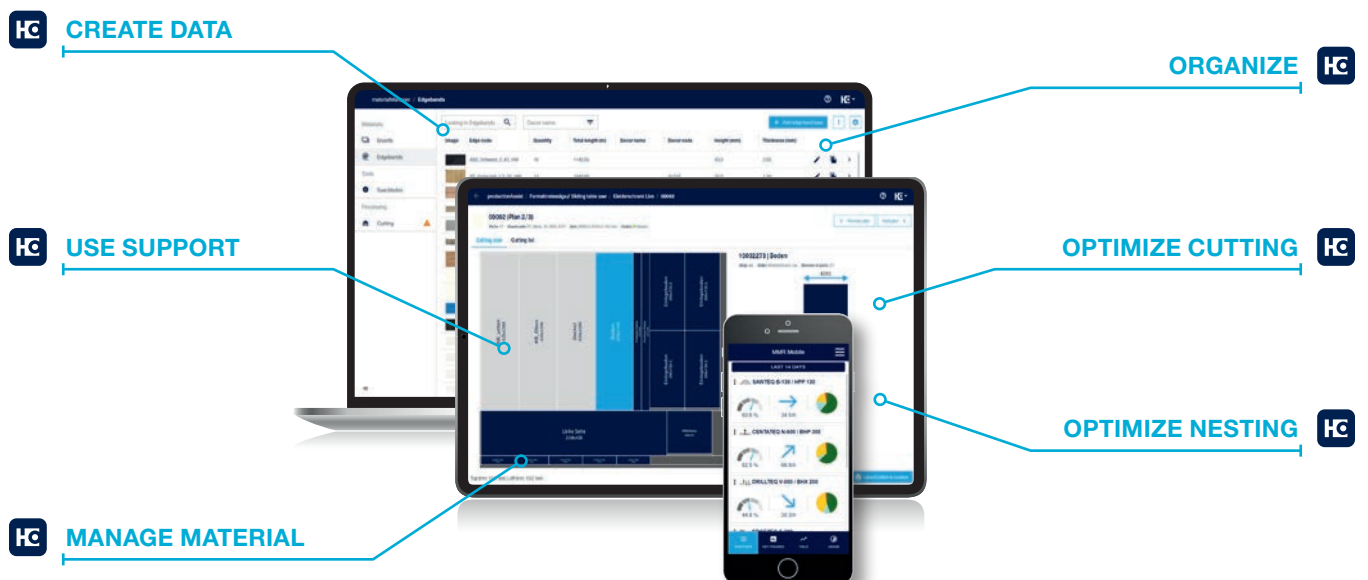
Some people still use pen and paper to create their cutting patterns. But they look at their smartphone if they want to know what the weather is like – instead of looking out of the window. We asked ourselves: why not combine the best of both? Our apps and digital solutions make your everyday work easier: machines, material, tools, cutting patterns, components – you always have everything in your pocket or on your desk.

EXCERPTS FROM YOUR FEEDBACK:

- Are there simple solutions that can eliminate various obstacles in my day-to-day work (e.g. when organizing materials or sorting parts)?
- Is there a way to slowly approach using digital assistants?
- Which tools can you try out simply and easily without having to invest huge sums of money straight away?

OUR ANSWER? SMART AND POWERFUL SOLUTIONS:

- ✓ Always low investment
- ✓ Always up to date (no updates necessary)
- ✓ Always easy to use (no complex software)
- ✓ Always helpful





THE ADVANTAGES AT A GLANCE

- No investment, update or maintenance costs
Low starting price, no unplanned financial expense
- Licenses are independent of the user
Any number of employees can use the application without incurring additional costs
- Independent of hardware and operating system
Can be used anywhere, anytime
- Open system – import possible from almost all systems (ERP, industry software, CAD/CAM, Excel, CSV)
No obligation to use specific software systems
- Simple, smart operation
Minimal training required
- More efficient production
Jobs completed more quickly, more safely and in higher quality



More information at
digital.homag.com

Please use our website!

Worldwide largest forum for woodWOP:
forum.homag.com



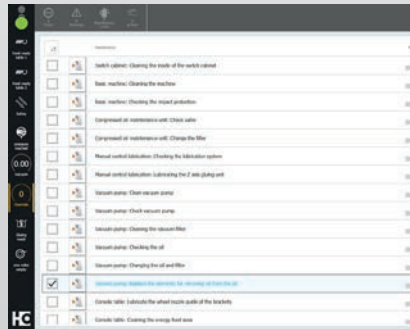
Further software options

- woodWOP for external PC
- woodAssembler



Barcode connection (optional)

- Barcodescanner / -software
- Supported barcodes:
1D – Barcode, 2D – Data Matrix Code
- Every workpiece is exactly identified for the further workpiece flow



Machine Data Recording













- Collecting and evaluating machine states via time meter and event meter



tapio-ready

- Simply “connect” the machine with tapio to use all innovative digital tapio products
- The free use of tapio MachineBoard is included in the standard

Features

											
<input type="radio"/>	<input type="radio"/>	<input type="radio"/>	<input type="radio"/>	<input type="radio"/>	<input type="radio"/>	<input type="radio"/>	<input checked="" type="checkbox"/>	<input checked="" type="checkbox"/>	<input type="radio"/>	<input type="radio"/>	<input type="radio"/>
<input type="radio"/>	<input type="radio"/>	<input type="radio"/>	<input type="radio"/>	<input type="radio"/>	<input type="radio"/>	<input type="radio"/>	<input checked="" type="checkbox"/>	<input checked="" type="checkbox"/>	<input type="radio"/>	<input type="radio"/>	<input type="radio"/>

Standard:

Option:





Special configuration for inclined processing

Drilling and dowelling at angles from 42° to 45°

In this model of DRILLTEQ D-510, the basic machine comes in a fixed configuration straight from the factory. Here, both the horizontal processing in the front side and the vertical processing in the edge area are inclined at an angle between 42° and 45°. In addition to the drilling of holes, the gluing and insertion of dowels is also possible.

This characteristic offers new possibilities in the design of furniture and opens up access to innovative connection solutions.





Special configuration for inclined processing –

1 Horizontal drilling

- For precise processing by using proven components from our industrial sector
- Up to 3 individually selectable drilling spindles with 32 mm pitch

2 Vertical drilling

- For precise processing by using proven components from our industrial sector
- Up to 3 individually selectable drilling spindles with 32 mm pitch
- Travel range in Y-direction: 0 – 70 mm (at drill diameter up to 20 mm)
- Through holes possible



at a glance:

- 3 Horizontal drilling 42° – 45°**

 - A provisioning stroke of up to 50 mm allows drilling at depth
 - Powerful, robust and proven spindle with 3.6 kW capacity
- 4 Vertical drilling 42° – 45°**

 - A provisioning stroke of up to 50 mm allows drilling operations into the front side of the workpiece
 - Powerful, robust and proven spindle with 3.6 kW capacity
- 5 Dowel insertion**

 - Glue injector with adjustable glue amount and glue flow control
 - The installation can be used with pre-glued dowels and water
 - 32 mm distance from the drilling spindle

VALYOU

Our Mission, Your Performance.

Fast support:

94% resolution rate
via our hotline

Close to you:

1,350 service experts worldwide

We get things moving:

Over 1,000 worldwide spare parts
shipments each day

No one else has that:

Electronic documentation on over
150,000 machines, available in 28
languages

LIFE CYCLE SERVICES

Improved performance, more efficient processes, faster help, assurance of availability and smarter working.

VAL YOU comes from VALUE ADDED. Our objective is derived from this name: We create added value for your business by helping you get the most out of your processes. Every day.

Technical Data



TECHNICAL DATA			
DRILLTEQ D-510		1,250	2,500
Workpiece length*	mm	20–1,250	20–2,500
Workpiece width	mm	20–800	20–800
Workpiece thickness	mm	10–80	10–80
Compressed air connection	inch	R 1/2"	R 1/2"
Compressed air	bar	min. 7	min. 7
Total connected voltage	kW	approx. 11	approx. 11
Extraction connection	mm	1 x Ø 120	1 x Ø 120
Extraction speed	m/sec.	min. 30	min. 30
Supply voltage	A	25	25
Total machine weight	kg	approx. 1,600	approx. 2,000
Installation dimensions			
L	mm	3,200	4,530
W	mm	1,525	1,500
H (without vibration conveyor)	mm	2,060	1,880

* in the working field. Longer workpieces can be loaded.



HOMAG Group AG

info@homag.com
www.homag.com

YOUR SOLUTION