

Flexible work with our tools

Tools for our

BEAMTEQ | WALLTEQ | FRAMETEQ





Tools to meet the toughest demands.

As a leading technology specialist, we offer a broad range of tools and units that is constantly being expanded and updated. Upgrade your machines individually and keep your production flexible.

YOUR SOLUTION

[MORE INFORMATION AVAILABLE AT HOMAG.COM/WEINMANN](https://www.homag.com/weinmann)

CONTENTS

- 04 CNC preparation carriage
- 06 BEAMTEQ carpentry machines
- 08 Saw blades | Drill bits for BEAMTEQ
- 14 Millers for BEAMTEQ
- 18 Tool chuck for BEAMTEQ
- 20 Units for BEAMTEQ
- 22 WALLTEQ multifunction bridges
- 24 Saw blades | Drill bits | Millers for WALLTEQ
- 30 Tool chuck for the WALLTEQ
- 32 Units for WALLTEQ
- 34 FRAMETEQ combi wall systems
- 36 Saw blades | Millers for FRAMETEQ
- 38 FRAMETEQ frame work stations
- 40 Saw blades for FRAMETEQ
- 42 Life Cycle Services





CNC preparation carriage

Ensure that you've always got the right tool close to hand.

Our WEINMANN CNC preparation carriage has been specially designed for WEINMANN machines. This means that the right tool is always available immediately if something gets stuck. There's no need to search around or go off on a long walk to find something. It's ideal for use in your everyday work, directly on your machine. What's more, it boasts an ergonomic, practical and space-saving design. The cupboard and drawers can be locked separately. The most important tools are included.



Article no.	Length x width x height (mm)	Permissible load (kg)	Weight (kg)	CNC preparation carriage including tool	Material number	Order EMAIL
2-238-68-8880	1350 x 750 x 1000	500	180	Assembly aid	4-014-22-0009	Open email
				Digital caliper gage	4-104-00-0006	
				Depth gage	4-104-01-0005	
				Taper cleaner	4-014-07-0127	
				External wiper	4-014-07-0128	
				Drawing holder including magnet	2-090-68-8130	
				Torque wrench 1/2	4-014-05-0045	
				ZETA torque adapter	4-014-05-0044	
				Hook spanner torque adapter	4-014-05-0046	
				1/2 socket wrench adapter hex 8 mm	4-014-11-0039	
				Torque wrench 1/4	4-014-05-0047	
				1/4 socket wrench adapter hex 5 mm	4-014-11-0040	
				1/4 socket wrench adapter hex 4 mm	4-014-11-0041	
				1/4 socket wrench adapter Torx TX30	4-014-11-0024	
				Chuck key A-E 25 AX	4-014-13-0019	

Tools for our carpentry machines

BEAMTEQ B-520 | B-540 | B-560 | B-660

These machines are equipped to tackle a wide range of processing tasks, from quick cuts to complex beam processing operations. They demonstrate impressive precision, speed and flexibility in all work processes. Our carpentry machines increase production efficiency in carpentry applications, wood frame construction, half-timbered construction and prefabricated house construction.





Circular saw blades | Drill bits

Our saw blades and drill bits for BEAMTEQ carpentry machines ensure precise cuts and bore holes as well as a wide range of application possibilities.



CIRCULAR SAW BLADES

Article no.	ø x width x bore hole (mm)	Number of teeth	Suitable for BEAMTEQ				Notes	Order EMAIL
			B-520 (WBS 120)	B-540 (WBS 140)	B-560 (WBZ 160)	B-660 (WBZ 160 powerSIX)		
2-001-68-4890	555 x 5.2 x 55	54	✓	✓	✓	✓	Clean cut base: every third tooth is a flat tooth, meaning that no refinishing is required	Open email



DRILL BITS

Article no.	Version	ø (mm)	Shaft ø (mm)	UL (mm)	OL (mm)	Suitable for BEAMTEQ			
						B-520 (WBS 120)	B-540 (WBS 140)	B-560 (WBZ 160)	B-660 (WBZ 160 powerSIX)
4-014-21-0864	HSS-G	4	4	100	150		✓	✓	✓
4-014-21-0865	HSS-G	5	5	100	150		✓	✓	✓
4-014-21-0718	HSS-G	6	6	100	150		✓	✓	✓
4-014-21-0808	HSS-G	7	7	100	150		✓	✓	✓
4-014-21-0717	HSS-G	8	8	100	150		✓	✓	✓
4-014-21-0734	HSS-G	10	10	100	150		✓	✓	✓



Notes

Order

EMAIL

[Open email](#)

[Open email](#)











[Open email](#)

[Open email](#)











[Open email](#)

[Open email](#)

For manufacturing precise blind holes and through-holes in woodworking shops.
Long version in fully finished quality for use in the processing of coniferous wood.

Article no.	Version	ø (mm)	Shaft ø (mm)	UL (mm)	OL (mm)	Suitable for BEAMTEQ	
						B-520 (WBS 120)	B-540 (WBS 140)
4-014-21-0879 	HSS-G	6	6	200	250		
4-014-21-0880 	HSS-G	8	8	200	250		
4-014-21-0881 	HSS-G	10	10	200	250		
4-014-21-0882 	HSS-G	12	12	200	250		
4-014-21-0883 	HSS-G	14	13	200	250		
4-014-21-0884 	HSS-G	16	13	200	250		
4-014-21-0885 	HSS-G	18	13	200	250		
4-014-21-0886 	HSS-G	20	13	200	250		
4-014-21-0887 	HSS-G	22	13	200	250		
4-014-21-0888 	HSS-G	24	13	200	250		
4-014-21-0782 	HW	12	13	215	265		
4-014-21-0820 	HW	6	6	100	150		✓
4-014-21-0821 	HW	8	8	100	150		✓
4-014-21-0822 	HW	10	10	100	150		✓
4-014-21-0830 	HS Marathon	22	20	215	265		









		Notes	Order
B-560 (WBZ 160)	B-660 (WBZ 160 powerSIX)		EMAIL
✓	✓		Open email
✓	✓		Open email
✓	✓		Open email
✓	✓		Open email
✓	✓		Open email
✓	✓		Open email
✓	✓	For manufacturing precise blind holes and through-holes in woodworking shops. Long version in fully finished quality for use in the processing of coniferous wood.	Open email
✓	✓		Open email
✓	✓		Open email
✓	✓		Open email
✓	✓		Open email
✓	✓		Open email
✓	✓		Open email
✓	✓		Open email
✓	✓		Open email
✓	✓	For manufacturing very deep bore holes without intermediate emptying at very high feed rates. Marathon coating for longer service lives.	Open email
✓	✓		Open email
✓	✓		Open email



Article no.	Version	ø (mm)	Shaft ø (mm)	UL (mm)	OL (mm)	Suitable for BEAMTEQ	
						B-520 (WBS 120)	B-540 (WBS 140)
4-014-21-0838 	HW	12	13	120	165		✓
4-014-21-0839 	HS Marathon	14	13	120	165		✓
4-014-21-0840 	HS Marathon	16	16	120	165		✓
4-014-21-0841 	HS Marathon	18	16	120	165		✓
4-014-21-0842 	HS Marathon	20	16	120	165		✓
4-014-21-0843 	HS Marathon	22	16	120	165		✓
4-014-21-0844 	HS Marathon	24	16	120	165		✓
4-014-21-0845  Original image to follow.	HS Marathon	6	6	200	250		
4-014-21-0846 	HS Marathon	8	8	200	250		
4-014-21-0847  Original image to follow.	HS Marathon	10	10	200	250		
4-014-21-0848  Original image to follow.	HS Marathon	14	13	215	265		
4-014-21-0849  Original image to follow.	HS Marathon	16	16	215	265		
4-014-21-0850  Original image to follow.	HS Marathon	18	16	215	265		
4-014-21-0851  Original image to follow.	HS Marathon	20	20	215	265		
4-014-21-0852  Original image to follow.	HS Marathon	24	20	215	265		

Shank millers | Profile millers | Dovetail millers

Whether a standard or profile miller, our millers can be used for mortise milling, lap joints, dovetail joints and many other applications with extreme ease and a high level of precision.









SHANK MILLERS

Article no.		Version	Number of blades	Rough miller	Finishing miller	ø (mm)	Shaft ø (mm)	WL (mm)
4-014-02-1103		VHW		✓		28	20	
4-014-02-1407		HW	Cutting plate, 2 units 21.6 x 12.7 x 2 4-014-03-0789 Order via email Cutting plate, 40 units 11 x 11 x 1.5 4-014-03-0790 Order via email			50	HSK-F63	
4-014-02-2601		HW	Drill cutting edge 1 unit 4-014-03-1603, HeliCut 27 units 4-014-03-1604, Screw 4-001-32-0067 27 units, Screw 4-001-32-0068 1 unit	✓		40	HSK-F63	255
4-014-02-1491		Marathon		✓		16	16	30
4-014-02-2090		Marathon		✓	✓	25	16	45
4-014-02-0729		HW		✓	✓	16	16	
4-014-02-0943		HW		✓		25	16	25
4-014-02-2169		HW		✓		40	HSK-F63	







UL	OL	Number of teeth	Suitable for BEAMTEQ				Notes	Order
			B-520 (WBS 120)	B-540 (WBS 140)	B-560 (WBZ 160)	B-660 (WBZ 160 powerSIX)		
(mm)	(mm)						EMAIL	
77	130	3	✓				Open email	
150	190	2+2		✓			Standard tool set Open email	
200	290	1+1			✓	✓	For deep processing Open email	
105	179	3		✓	✓	✓	Improved processing quality and service life Open email	
135	200	3			✓	✓	Improved processing quality and service life Open email	
55	110	3		✓	✓	✓	Standard miller for underfloor unit Open email	
110	180	3		✓	✓	✓	Standard tool set Open email	
200	300	3			✓	✓	For profile heads and deep processing Open email	

PROFILE MILLERS AND SIDE MILLING CUTTERS

Article no.		Dimensions	Number of blades
4-014-02-1534		D130 x 40 x 40	Replacement blades 15 units 4-014-03-0924 Order via email
4-014-02-1678		D300 x 27 x 80	Replacement blades 20 units 4-014-03-0924 Order via email
4-014-02-1736		D300 x 37 x 80 x 55	Replacement blades 32 units 4-014-02-1736 Order via email
4-014-02-2310		D300 x 40 x 80	Replacement blades 32 units 4-014-03-0924 Order via email
4-014-02-1541		D300 x 50 x 80	Replacement blades 36 units 4-014-03-0924 Order via email
4-014-02-1840		D300 x 60 x 80	Replacement blades 40 units 4-014-03-0924 Order via email
4-014-02-2274		D300 x 34-61 x 80	Replacement blades 18 units 4-014-03-0924 Order via email
4-014-02-1509		D300 x 61 x 80 x 55 HW	Replacement blades 36 units 4-014-03-0924 Order via email

Suitable for BEAMTEQ				Notes	Order
B-520 (WBS 120)	B-540 (WBS 140)	B-560 (WBZ 160)	B-660 (WBZ 160 powerSIX)		EMAIL
		✓	✓	▪ For manufacturing dovetail joints	Open email
		✓	✓		Open email
		✓	✓		Open email
				▪ For routing grooves and rabbet grooves with large machining depths	Open email
		✓	✓	▪ For routing grooves and rabbet grooves with large machining depths	Open email
		✓	✓		Open email
		✓	✓	▪ For routing grooves and rabbet grooves with large machining depths ▪ Adjustable from 34–61 mm	Open email
		✓	✓	▪ For routing grooves and rabbet grooves with large machining depths	Open email

DOVETAIL TRIMMER







Article no.	Version	Number of blades	ø (mm)	UL (mm)	OL (mm)	Chuck	Suitable for B-520 (WBS 120)
4-014-02-2352 	HW	1 unit: 4-014-03-1409 cutting plate A, chamfer 30° 1 unit: 4-014-03-1401 cutting plate B, chamfer 30° Order via email	40	35	105	Shaft D16	✓
4-014-02-2353 	HW	1 unit: 4-014-03-1409 cutting plate A, chamfer 30° 1 unit: 4-014-03-1401 cutting plate B, chamfer 30° Order via email	45	42	100	For screwing on the unit 2-056-10-3380	
4-014-02-2567 	HW	1 unit: 4-014-03-1601 cutting plate A, chamfer 1 unit: 4-014-03-1602 cutting plate B, chamfer Order via email	45	42	105	Shaft 20	✓
4-014-02-2175 	HW	1 unit: 4-014-03-1601 cutting plate A, chamfer 1 unit: 4-014-03-1602 cutting plate B, chamfer Order via email	45	42	100	For screwing on the unit 2-056-10-3380	

BEAMTEQ			Notes	Order
B-540 (WBS 140)	B-560 (WBZ 160)	B-660 (WBZ 160 powerSIX)		EMAIL
✓	✓	✓	For manufacturing dovetail joints	Open email
	✓	✓		Open email
✓	✓	✓		Open email
	✓	✓		Open email

Tool chuck

The tool chuck is a clamping device for holding and securing machine tools. It enables rapid tool changes and ensures that workpieces are processed accurately and precisely.








Article no.	Chuck	Notes	Order EMAIL
4-066-01-0414	 Ballpoint pen refill, black	For marker (article no.: 1-048-68-0090)	Open email
2-001-68-2270	 Saw blade tool chuck	Only suitable for BEAMTEQ B-540	Open email
4-014-12-0136	 Drill chuck HSK-F63 3-16	Suitable for drill bits with shaft D = 3–16 mm No additional collet chuck required	Open email
4-014-12-0257	 Tool chuck HSK F63 ERI40		Open email
4-014-12-0262		Suitable for tool chuck HSK F63 ERI140 (article no. 4-014-12-0257)	Open email
4-014-12-0263			Open email
4-014-12-0107			Open email
4-014-12-0264			Open email
4-014-12-0265			Open email
4-014-12-0266			Open email
4-014-12-0108			Open email
4-014-12-0268			Open email
4-014-12-0269			Open email
4-014-12-0099			Open email
4-014-12-0271			Open email
4-014-12-0310			Open email
4-014-12-0311			Open email
4-014-12-0298		Collet chucks suitable for M120 without HSK can be used directly on the unit.	Open email
4-014-12-0117			Open email
4-014-12-0118			Open email
4-014-12-0119			Open email
4-014-12-0237			Open email
4-014-12-0232			Open email
4-014-12-0120			Open email
4-014-12-0121			Open email

High-precision units

We offer a broad range of units that is constantly being expanded and updated. Upgrade your machines individually and keep your production flexible. The units required for the respective processing step are moved from a tool change system to the main spindle on the machine fully automatically. They can be rotated across the C axis from 0 to 360° and can—depending on the intended purpose—be equipped with pneumatic or electronic connections. The range of units from WEINMANN is constantly being expanded and updated. We always offer the optimal solution for your specific tasks. Want to know more? Don't hesitate to get in touch!

UNITS FOR BEAMTEQ

Article no.	Unit	Application
2-056-10-3380	 High-speed unit	For holding shank millers and drill bits with suitable collet chucks. Max. tool length 170 mm.
2-056-10-3403	 FLEX 5 unit	The five-axis processing unit is intended for manufacturing dovetail tenons on inclined cuts such as miter cuts. The angle adjustment is fully automatic. Required tool: Dovetail side milling cutter art. no. 4-014-02-1534
4-066-01-1201	 Angle head milling unit	The angle unit is the basic unit for beam processing. The side milling cutter can be used to produce lap joints and grooves. Tenons are also manufactured in minimal time with optimal quality. The rear-side drill bit is used for creating holes for rafter nails. Chuck on the front side of the side milling cutter, chuck for drill bit on the rear side.
4-066-01-1052	 Horizontal drilling/milling unit	The unit features a single-sided spindle outlet for tools with a maximum useful length of 210 mm.



Suitable collet chucks

Order

EMAIL

[4-014-12-0288](#) collet chuck TYPE ER25 D = 4

[Open email](#)

[4-014-12-0285](#) collet chuck TYPE ER25 D = 5

[4-014-12-0009](#) collet chuck TYPE ER25 D = 6

[4-014-12-0019](#) collet chuck TYPE ER25 D = 7

[4-014-12-0010](#) collet chuck TYPE ER25 D = 8

[4-014-12-0011](#) collet chuck TYPE ER25 D = 10

[4-014-12-0158](#) collet chuck TYPE ER25 D = 11

[4-014-12-0012](#) collet chuck TYPE ER25 D = 12

[4-014-12-0004](#) collet chuck TYPE ER25 D = 13

[4-014-12-0013](#) collet chuck TYPE ER25 D = 14

[4-014-12-0006](#) collet chuck TYPE ER25 D = 16

[Open email](#)

[4-014-12-0289](#) collet chuck DIN 6388 B 25 - 4

[Open email](#)

[4-014-12-0302](#) collet chuck DIN 6388 B 25 - 5

[4-014-12-0189](#) collet chuck DIN 6388 B 25 - 6 D = 6

[4-014-12-0139](#) collet chuck DIN 6388 B 25 - 6.5

[4-014-12-0274](#) collet chuck DIN 6388 B 25 - 7

[Open email](#)

[4-014-12-0067](#) collet chuck DIN 6388 B 25 - 8

[4-014-12-0096](#) collet chuck DIN 6388 B 25 - 10

[4-014-12-0068](#) collet chuck DIN 6388 B 25 - 12

[4-014-12-0179](#) collet chuck DIN 6388 B 25 - 13

[4-014-12-0191](#) collet chuck DIN 6388 B 25 - 14

[4-014-12-0069](#) collet chuck DIN 6388 B 25 - 16

[4-014-12-0175](#) collet chuck DIN 6388 B 25 - 18

[4-014-12-0259](#) collet chuck DIN 6388 B 25 - 22

[4-014-12-0070](#) collet chuck DIN 6388 B 25 - 20

[4-014-12-0071](#) collet chuck DIN 6388 B 25 - 25 462E

[4-014-12-0140](#) collet chuck DIN 6388 B 25.0 - 9.52

[4-014-12-0172](#) collet chuck DIN 6388 B DIAMETER 12.7 1/2


[4-014-12-0141](#) collet chuck DIN 6388 B 25 - 19.05

[4-014-12-0129](#) collet chuck DIN 6388 B 25 - 25.4

Tools for our multifunction bridges

[WALLTEQ M-120](#) | [M-300](#) | [M-340](#) | [M-380](#) | [M-500](#)

The CNC-controlled multifunction bridge completes all wood frame element sheathing tasks fully automatically — including securing, formatting and cutting all openings in the element. With such a variety of tools and units, WALLTEQ offers a wide range of processing tasks and maximum quality.















Circular saw blades | Drill bits | Shank millers

All processing operations on wall, roof and floor elements as well as gable and special elements can be carried out with high precision and processing speed using our saw blades, drill bits and millers.




SAW BLADES

Article no.		ø x width x bore hole (mm)	Number of teeth	Number of screws/saw blades	Suitable for WALLTEQ	
					M-120 (WMS 060)	M-300 (WMS 300)
4-014-01-0751		250 x 3.2 x 40	48	Cylinder screw ISO 4762 M 5 X 10 12.9 8 units 4-001-09-0466 Order via email		✓
Original image to follow.						
4-014-01-0494		250 x 3.2 x 30	48			
4-014-01-0466		240 x 3 x 30	34			
4-014-01-0552		230 x 3.2 x 40	40	Cylinder screw ISO 4762 M 5 X 10 12.9 8 units 4-001-09-0466 Order via email		
4-014-01-0553		425 x 4.2 x 55	20	Cylinder screw ISO 4762 M 6 X 12 12.9 8 units 4-001-09-0374 Order via email		
4-014-01-0611		240 x 3 x 40	30	Cylinder screw ISO 4762 M 5 X 10 12.9 8 units 4-001-09-0466 Order via email		
4-014-01-0725		240 x 2.5 x 40	50	Cylinder screw ISO 4762 M 5 X 10 12.9 8 units 4-001-09-0466 Order via email		
4-014-01-0315		300 x 3.2 x 30	30	Cylinder screw ISO 4762 M 5 X 10 12.9 8 units 4-001-09-0466 Order via email		
Original image to follow.						
4-014-01-0628		580 x 5.2/3.6 x 55	36	Countersunk screw with internal Torx M 6 X 22 10.9 T30 6 units 4-001-32-0073 Order via email		



			Material	Application	Order EMAIL
M-340 (WMS 120)	M-380 (WMS 150)	M-500 (WMS 500)	<ul style="list-style-type: none"> ▪ Solid wood ▪ Uncoated chip and fiber materials 	Standard feature(s) on unit Article no. 2-056-10-3380 With splinter protection Article no.: 2-026-68-2650	Open email
	✓	✓	<ul style="list-style-type: none"> ▪ Solid wood ▪ Uncoated chip and fiber materials 	For fixed sawing unit	Open email
✓	✓	✓	<ul style="list-style-type: none"> ▪ Solid wood ▪ Wood materials ▪ Plasterboard 	Standard feature(s) on unit Article no. 2-056-10-3772	Open email
✓	✓	✓	<ul style="list-style-type: none"> ▪ Solid wood ▪ Uncoated chip and fiber materials 	Standard feature(s) on unit Article no.: 2-056-10-3403	Open email
✓	✓	✓	<ul style="list-style-type: none"> ▪ Solid wood ▪ Uncoated fiber materials 	Standard feature(s) on unit Article no. 1-027-68-5040	Open email
✓	✓	✓	<ul style="list-style-type: none"> ▪ Solid wood ▪ Wood materials ▪ Plasterboard 	Standard feature(s) on unit Article no.: 2-056-10-3380	Open email
✓	✓	✓	<ul style="list-style-type: none"> ▪ Gypsum plasterboard ▪ Gypsum fiberboard ▪ OSB ▪ Fiberboard ▪ Cement fiberboard 	Option for longer service life in case of gypsum and cement boards on the unit Article no.: 2-056-10-3380	Open email
✓	✓	✓	<ul style="list-style-type: none"> ▪ Solid wood ▪ Uncoated chip and fiber materials 	Standard feature(s) on unit Article no. 1-026-68-1240	Open email
	✓	✓	<ul style="list-style-type: none"> ▪ Solid wood ▪ Uncoated fiber materials 	Standard feature(s) on Flex25	Open email

DRILL BITS











Article no.	Version	ø (mm)	Shaft ø (mm)	UL (mm)	OL (mm)	Suitable for WALLTEQ		
						M-120 (WMS 060)	M-300 (WMS 300)	M-340 (WMS 120)
4-014-21-0716	 HS-G	12	12	180	250			✓
4-014-21-0846	 HS Marathon	8	8	200	250			✓
4-014-21-0733	 HW	68	16	80	140		✓	✓



		Material	Application	Order
M-380 (WMS 150)	M-500 (WMS 500)			EMAIL
✓	✓	<ul style="list-style-type: none"> Wood materials 	<ul style="list-style-type: none"> For manufacturing precise blind holes and through-holes 	Open email
✓	✓	<ul style="list-style-type: none"> Laminated woods Glued woods 	<ul style="list-style-type: none"> For manufacturing very deep bore holes without intermediate emptying at very high feed rates Marathon coating for longer tool life distances 	Open email
✓	✓		<ul style="list-style-type: none"> For drilling sockets 	Open email



SHANK MILLERS

























Article no.	Version	Number of blades	Rough miller	Finishing miller	ø (mm)	Shaft ø (mm)	UL (mm)	OL (mm)
4-014-02-2004 	VHM		✓		16	16	60	110
4-014-02-2097 	Marathon		✓	✓	16	16	55	110
4-014-02-2319 		Reversing plate 19 x 19 x 2 for 68° 1 unit 4-014-03-1361 Order via email		✓	30	12	15	90
4-014-02-2169 	HW		✓		40	HSK-F63	200	300
4-014-02-0729 	HW		✓		16	16	55	110
4-014-02-0748 	VHW		✓		20	20	90	150
4-014-02-2128 	Marathon		✓	✓	16	16	65	120
4-014-02-2361 	HW	6 units 4-014-03-1406 1 unit 4-014-03-1408 1 unit 4-014-03-1410			62	20 Thermo shrink chuck HSK 63F	32	230
4-014-02-2362 	HW	20 units 4-014-03-1406 Reversing plate 4 units 4-001-32-0086 Countersunk screw 16 units 4-001-32-0087 Countersunk screw 1 unit 4-014-03-1408 Reversing plate 1 unit 4-001-32-0088 Countersunk screw			62		65	270
4-014-02-2337 	HW	14 units 4-014-03-1406 Reversing plate 4 units 4-001-32-0086 Countersunk screw 10 units 4-001-32-0087 Countersunk screw 1 unit 4-014-03-1408 Reversing plate 1 unit 4-001-32-0088 Countersunk screw			62		36	100

	Number of teeth	Suitable for WALLTEQ					Material	Application	Order
		M-120	M-300	M-340	M-380	M-500			
		(WMS 060)	(WMS 300)	(WMS 120)	(WMS 150)	(WMS 500)			
0	3	✓	✓				<ul style="list-style-type: none"> Wood materials 	<ul style="list-style-type: none"> Formatting and grooving Standard tool 	Open email
0	2	✓	✓				<ul style="list-style-type: none"> Wood materials Gypsum materials 	<ul style="list-style-type: none"> Tear-free edges in case of GKB Longer service life in case of gypsum materials 	Open email
	1	✓	✓	✓	✓	✓	<ul style="list-style-type: none"> Gypsum plasterboard Wood materials 	<ul style="list-style-type: none"> V groove (gypsum plasterboard) Engraving 	Open email
0	3			✓	✓	✓	<ul style="list-style-type: none"> Wood materials 	<ul style="list-style-type: none"> Formatting and grooving 	Open email
0	3		✓	✓	✓	✓	<ul style="list-style-type: none"> Wood materials 		Open email
5	3		✓	✓	✓	✓	<ul style="list-style-type: none"> Wood materials 	<ul style="list-style-type: none"> Formatting and grooving 	Open email
0	3		✓	✓	✓	✓	<ul style="list-style-type: none"> Wood materials Gypsum materials 	<ul style="list-style-type: none"> Tear-free edges in case of gypsum plasterboard construction Longer service life in case of gypsum materials 	Open email
7.6	2			✓	✓	✓	<ul style="list-style-type: none"> Soft wood, hard wood, chipboard, MDF 	<ul style="list-style-type: none"> For producing socket holes, rip cuts, cross-sections, circular drilling 	Open email
1.1	2			✓	✓	✓	<ul style="list-style-type: none"> Gypsum materials 		Open email
7.14	2		✓		✓				Open email

Tool chuck

The tool chuck is a clamping device for holding and securing machine tools. It enables rapid tool changes and ensures that workpieces are processed accurately and precisely.









Article no.	Chuck	Notes	Order EMAIL
4-066-01-0414	 Ballpoint pen refill, black	For marker (article no. 1-048-68-0090)	Open email
4-014-12-0136	 Drill chuck HSK-F63 3-16	No collet chuck required, variable drill bit D3-16	Open email
4-014-12-0100	 Tool chuck HSK-F63, short	Holder for collet chucks D4-25	Open email
4-014-12-0165	 Tool chuck HSK-F63, long/176 mm	Holder for collet chucks D4-25	Open email
4-014-12-0176	 Tool chuck HSK-F63, long/196 mm	Holder for collet chucks D4-25	Open email
4-014-12-0289	 Collet chuck DIN 6388 B 25 - 4	<ul style="list-style-type: none"> Suitable for article number: 4-014-12-0100 tool chuck HSK-F63, short 	Open email
4-014-12-0302	 Collet chuck DIN 6388 B 25 - 5	<ul style="list-style-type: none"> Suitable for article number: 4-014-12-0165 tool chuck HSK-F63, long 	Open email
4-014-12-0189	 Collet chuck DIN 6388 B 25 - 6		Open email
4-014-12-0139	 Collet chuck DIN 6388 B 25 - 6.5		Open email
4-014-12-0274	 Collet chuck DIN 6388 B 25 - 7		Open email
4-014-12-0067	 Collet chuck DIN 6388 B 25 - 8		Open email
4-014-12-0096	 Collet chuck DIN 6388 B 25 - 10		Open email
4-014-12-0068	 Collet chuck DIN 6388 B 25 - 12		Open email
4-014-12-0179	 Collet chuck DIN 6388 B 25 - 13		Open email
4-014-12-0191	 Collet chuck DIN 6388 B 25 - 14		Open email
4-014-12-0069	 Collet chuck DIN 6388 B 25 - 16		Open email
4-014-12-0175	 Collet chuck DIN 6388 B 25 - 18		Open email
4-014-12-0259	 Collet chuck DIN 6388 B 25 - 22		Open email
4-014-12-0070	 Collet chuck DIN 6388 B 25 - 20		Open email
4-014-12-0071	 Collet chuck DIN 6388 B 25 - 25 462E		Open email
4-014-12-0140	 Collet chuck DIN 6388 B 25 - 9.52		Open email
4-014-12-0172	 Collet chuck DIN 6388 B DIAMETER 12.7 1/2		Open email
4-014-12-0141	 Collet chuck DIN 6388 B 25 - 19.05		Open email
4-014-12-0129	 Collet chuck DIN 6388 B 25 - 25.4		Open email

High-precision units

We offer a broad range of units that is constantly being expanded and updated. Upgrade your machines individually and keep your production flexible. The units required for the respective processing step are moved from a tool change system to the main spindle on the machine fully automatically. They can be rotated across the C axis from 0 to 360° and can—depending on the intended purpose—be equipped with pneumatic or electronic connections. The range of units from WEINMANN is constantly being expanded and updated. We always offer the optimal solution for your specific tasks. Want to know more? **Don't hesitate to get in touch!**

UNITS FOR BEAMTEQ

Article no.	Unit	Application
2-056-10-3380	 High-speed sawing unit	<ul style="list-style-type: none"> Basic unit for the multifunction bridge, for formatting elements, for manufacturing window and door openings It is not possible to set the saw blade at tilt position Splinter protection for WALLTEQ M-300 article no. 2-026-68-2650 In standard tool set article no. 4-014-01-0611
2-056-10-3772	High-performance unit lubricated with oil mist	<ul style="list-style-type: none"> With oil mist lubrication Used for multifunction bridges, for processing mineral materials (gypsum, mineral wool, etc.)
2-056-10-3403	 FLEX-5 unit	<ul style="list-style-type: none"> For producing window and door openings and formatting elements. For cutting depths up to 60 mm Required tool: saw blade article no. 4-014-01-0552 Five-axis processing is possible with Flex-5 unit Use of a drill bit in the tool chuck for positioning bore holes (inclined bore holes) Working length max. 60 mm Required tool: drill bit with suitable collet chuck
1-026-68-1240	 Sawing unit with protective cover for cutting depths of 105 mm	<ul style="list-style-type: none"> For formatting elements, for manufacturing window and door openings Can be integrated in tool changer
1-027-68-5040	 Sawing unit with protective cover for cutting depths of 135 mm	<ul style="list-style-type: none"> For formatting elements, for manufacturing window and door openings Cannot be integrated in tool changer, is picked up in pick-up station
1-048-68-0090	 Marker	<ul style="list-style-type: none"> Using the marker, sheathing positions, window openings or other reference points can be marked. Contact pressure on the element is ensured via spring loading The marker is suitable for marking solid wood, wood material, gypsum, etc. installed in a HSK 63 F chuck Replacement marker article no.: 4-066-01-0414




	Suitable collet chucks	Order
manufacturing window and door openings.	4-014-12-0288 collet chuck TYPE ER25 D = 4 4-014-12-0285 collet chuck TYPE ER25 D = 5 4-014-12-0009 collet chuck TYPE ER25 D = 6 4-014-12-0019 collet chuck TYPE ER25 D = 7 4-014-12-0010 collet chuck TYPE ER25 D = 8 4-014-12-0011 collet chuck TYPE ER25 D = 10 4-014-12-0158 collet chuck TYPE ER25 D = 11 4-014-12-0012 collet chuck TYPE ER25 D = 12 4-014-12-0004 collet chuck TYPE ER25 D = 13 4-014-12-0013 collet chuck TYPE ER25 D = 14 4-014-12-0006 collet chuck TYPE ER25 D = 16	Open email
um plasterboard, gypsum fiberboard, cement-bonded		Open email
or cuts with a 0–60° incline. Cutting depth at 90° max.		Open email
ore holes).		
s up to a cutting depth of 105 mm. It is not possible to		Open email
s up to a cutting depth of 135 mm. It is not possible to		Open email
ference lines can be applied to the element. A constant		Open email
p plasterboard and hardboard panels. The marking unit is		

Tools for our combi wall systems

FRAMETEQ M-300 | M-500

The FRAMETEQ combi wall system is a combination of a frame work station and a multifunction bridge, designed to automatically produce wall and gable elements for wood frame construction. A workstation positions the frame work components and precisely secures and processes the sheathing — all fully automatically. The result: high-quality elements, produced in minimal space.





Application	Order
For fixed sawing unit	EMAIL Open email
For fixed sawing unit	EMAIL Open email

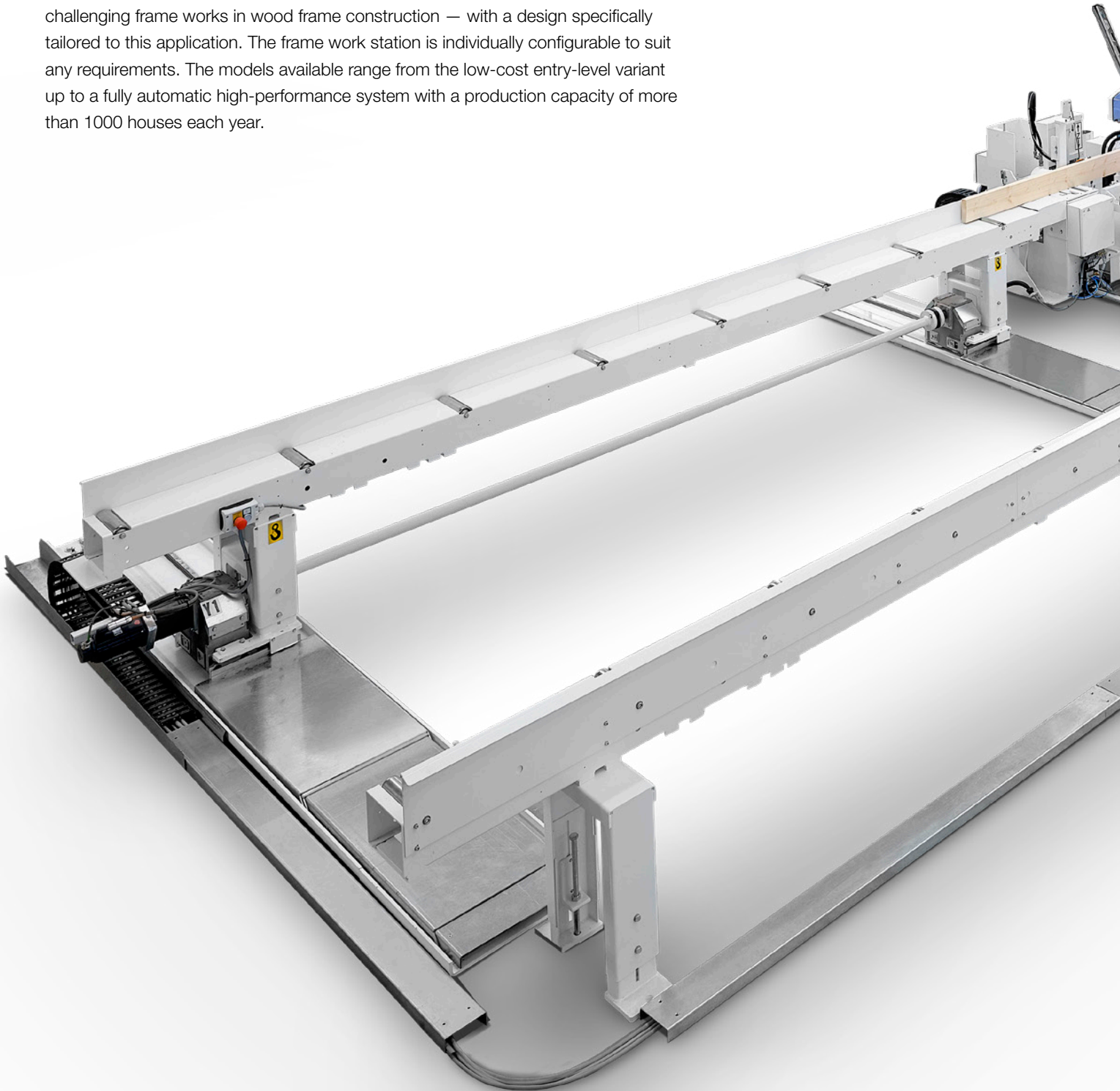



Model for FRAMETEQ	Material	Application	Order
00 K 100)	M-500 (WEK 120)		EMAIL
✓	<ul style="list-style-type: none"> Wood and gypsum materials 	<ul style="list-style-type: none"> Formatting and grooving 	Open email

Tools for our frame work stations

FRAMETEQ F-300 | F-500

The versatile FRAMETEQ sets new standards in the creation of complex and challenging frame works in wood frame construction — with a design specifically tailored to this application. The frame work station is individually configurable to suit any requirements. The models available range from the low-cost entry-level variant up to a fully automatic high-performance system with a production capacity of more than 1000 houses each year.





Circular saw blades | Shank millers

With the right saw blade and miller, formatting, rip cuts and cross-sections are produced with extreme ease.

CIRCULAR SAW BLADES

Article no.	ø x width x bore hole (mm)	Number of teeth	Suitable for FRAMETEQ		Material	Application	Order EMAIL
			F-300 (WEM 100)	F-500 (WEM 150)			
4-014-01-0294	370 x 3.5 x 30	108	✓	✓	<ul style="list-style-type: none"> ▪ Solid wood ▪ Uncoated chip and fiber materials 	For fixed sawing unit	Open email





VALYOU

Our Mission, Your Performance.

LIFE CYCLE SERVICES

Improved performance, more efficient processes, faster help, assurance of availability and smarter working

TEAM & COVERAGE

Largest global service network in the industry with over 1,350 personnel.

INSTALLATION & COMMISSIONING

For a smooth start, we only let proven experts manage your setup.

OPERATION & CONTROL

After teaching your personnel the intuitive control system, our clever apps help to make the operator's life much easier.

MAINTENANCE & SERVICING

To keep things running, we're happy to take a preventative approach. You decide how often and how intensively you want the support to be. As we all know, prevention is better than the cure.

eSHOP & ONLINE ADVANTAGE

A few clicks and it's fixed. Receive exclusive advantages by ordering spare parts online, depending on market availability. shop.homag.com

HOTLINE & READINESS

When there's an emergency, we're here. Direct by phone, digitally via app or video, or with on-site support. We are close to you with over 90 regional service organizations worldwide. With more than 35,000 spare parts immediately available, we can deliver 85% of your orders fast.

TRAINING & EDUCATION

With classroom, live online or eLearning training, we offer flexible options to help you get knowledge. We conduct over 4,000 customer training courses every year, and we even have our own training centers in 19 countries

MODERNIZATION & IMPROVEMENT

Our modernization program is tailored to your machines and processes. We can evaluate your data and situation and advise you on the next step.

ANALYSIS & SUSTAINABILITY

On request, we analyze all your processes with proven tools and procedures (LeanSixSigma). We have a large, certified team of experts for this purpose.

FINANCING & CONSULTING

We offer you tailor-made financing concepts worldwide. With more than 60 years of experience and a close partner network of prominent banks and insurance companies to help us to find the right solution for you, we're always transparent and reliable in processing.



Fast support:
94% resolution rate
via our hotline

Close to you:
1,350 service experts worldwide

We get things moving:
Over 1,000 worldwide spare parts
shipments each day

No one else has that:
Electronic documentation on over
150,000 machines, available in 28
languages



WEINMANN Holzbausystemtechnik GmbH

info@weinmann-partner.de
www.homag.com/weinmann

YOUR SOLUTION